

Art Select Stones



Karndean
Designflooring

Art Select Stones

The stylish and beautiful Art Select Stone collection brings to life the natural qualities of travertine, marble, slate and limestone.

Using our realistic designs and intricate embosses, the Art Select Stone collection replicates the natural look and feel of real stone, but with none of the practical drawbacks.

Travertine – Suited to both traditional and modern rooms, travertine is perfect for rooms where warm earthy tones with a touch of class are wanted.

Marble – The epitome of elegance. Complemented by an optional Diamond border, the Art Select Marbles will provide a wonderful backdrop to a room.

Slate – The timeless appeal of slate will enhance any room. The varying textures and striking colours combine for a stunning look.

Limestone – Fresh, classic and contemporary, our limestones offer clean lines and elegance to any room. All of the Art Select Limestones ensure an effortlessly beautiful floor.

Art Select Stones can be complemented by adding a design strip, either pre-assembled or designed by you. See the individual product pages, or pages 30-31 for more information on size, format and look.



Washburn LM17 FreeLengths with optional DS10 3mm design strip



Gallatin LM19 with optional DS15 3mm design strip

FreeLengths: Available in the same decadent tones as our full tiles, these stones are each six inches wide, but in varying lengths and can be fitted with an optional design strip.



Washburn LM07 with optional DS10 3mm design strip



Corris LM12

Random Pattern: Like our Ashford Marble and Limestones, our Welsh Slates come in a random layout reflecting the natural look of real stone flooring.



Canberra LM06 with optional DS15 3mm design strip



Fiore LM16-Clip

Key Squares: These individually cut squares are designed to complement our clipped corner Marble stone designs.



Otono LM15



Jersey LM01



Alderney LM03

Random Pattern: Like our Welsh Slates and Ashford Marble, our Limestones come in a random layout reflecting the natural look of real stone flooring.

A close-up photograph of a floor made of light-colored travertine tiles. The tiles are rectangular and arranged in a staggered pattern. A thin, light-colored design strip is visible, running diagonally across the tiles. The surface of the tiles has a natural, porous texture with some darker spots and variations in tone.

Travertine Washburn LM07

shown with optional DS10 3mm design strip
457mm x 610mm (18" x 24")



Travertine
Washburn LM17

available with optional design strip
152mm (6") x FreeLengths

A close-up photograph of a floor made of large, rectangular travertine tiles. The tiles have a natural, earthy color palette ranging from light beige to dark brown and grey, with prominent veining and mottled patterns. A thin, light-colored design strip is visible, running diagonally across the tiles. The lighting is even, highlighting the texture and natural variations of the stone.

Travertine Caldera LM08

shown with optional DS13 3mm design strip

457mm x 610mm (18" x 24")



Travertine
Caldera LM18

available with optional design strip
152mm (6") x FreeLengths



Travertine
Gallatin LM09

shown with optional DS15 3mm design strip

457mm x 610mm (18" x 24")

A close-up photograph of a travertine tile floor. The tiles are rectangular and laid in a staggered pattern. The natural texture and color variations of the stone are visible, including shades of beige, tan, and light brown with darker, mottled spots and veins. The lighting is even, highlighting the subtle grain and imperfections of the natural stone.

Travertine Gallatin LM19

available with optional design strip
152mm (6") x FreeLengths



Slate
Melbourne LM05

shown with optional DS16 3mm design strip

457mm x 610mm (18" x 24")



Slate
Canberra LM06

shown with optional DS15 3mm design strip
457mm x 610mm (18" x 24")



Slate
Oakeley LM11

a pre-assembled panel with design strips included

915mm x 915mm (36" x 36")



Slate
Corris LM12

a pre-assembled panel with design strips included
915mm x 915mm (36" x 36")



Marble
Otono LM15

available with optional Diamond border and design strip

406mm x 406mm (16" x 16")

A close-up photograph of a light-colored marble floor with a subtle, organic pattern of veins. The tiles are square and laid in a grid pattern, with thin, light-colored grout lines separating them. The lighting is soft and even, highlighting the natural texture and color variations of the marble.

Marble
Fiore LM16

available with optional Diamond border and design strip

406mm x 406mm (16" x 16")



Marble
Ashford LM10


a pre-assembled panel with design strips included

915mm x 915mm (36" x 36")



Limestone
Jersey LM01

a pre-assembled panel with design strips included
915mm x 915mm (36" x 36")



Limestone
Guernsey LM02

a pre-assembled panel with design strips included
915mm x 915mm (36" x 36")



Limestone
Alderney LM03

a pre-assembled panel with design strips included

915mm x 915mm (36" x 36")



Limestone
Herm LM20

a pre-assembled panel with design strips included

915mm x 915mm (36" x 36")




Otono LM15-Clip


Clipped Corners: Both 'Otono' and 'Fiore' are available in 'clipped corner' designs. Lay together with contrasting key squares to achieve the traditional Italian marble look.

Art Select Travertine

457mm x 610mm (18" x 24")*



Washburn LM07 page 5 & 12




Caldera LM08 page 14

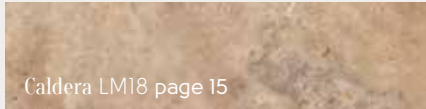


Gallatin LM09 page 16


152mm (6") x FreeLengths**



Washburn LM17 page 3 & 13



Caldera LM18 page 15



Gallatin LM19 page 4 & 17

FreeLengths: Available in the same decadent tones as our full tiles, these stones are each six inches wide, but in varying lengths.

Art Select Slate

Parliament Slates

457mm x 610mm (18" x 24")*



Melbourne LM05 page 18



Canberra LM06 page 7 & 19

Welsh Slates

915mm x 915mm (36" x 36") Random Panel***



Oakeley LM11 page 20




Corris LM12 page 6 & 21

Art Select Marble

Italian Marbles

406mm x 406mm (16" x 16")*



Otono LM15 page 9 & 22



Fiore LM16 page 23



Otono LM15-Clip page 29



Fiore LM16-Clip page 8

supplied with LM16 Key Squares


supplied with LM15 Key Squares



Diamond Border LM15/LM16

Ashford Marble

915mm x 915mm (36" x 36") Random Panel***



Ashford LM10 page 24

Art Select Limestone

915mm x 915mm (36" x 36") Random Panel***



Jersey LM01 page 10 & 25



Guernsey LM02 page 26



Alderney LM03 page 11 & 27



Herm LM20 page 28




Gallatin LM09

* Can be perfectly complemented with a design strip in either a 2.5mm or 3mm depths and in 3mm, 5mm and 10mm widths.

** These stones are 6" wide in varying lengths.

*** Made up in a pre-assembled panel of 9 assorted tiles with design strip and offsetting tiles to create a random look.



KD0977UK | ASSFLYER1


UK Head Office

Crab Apple Way, Vale Park,
Evesham, Worcestershire WR11 1GP
01386 820100 info@karndean.co.uk
www.karndean.com





Karndean
Designflooring



Art Select Stones

Front Cover: Otono LM15 and Fiore LM16 Back Cover: Corris LM12