



Karndean
Designflooring



Your guide to
Herringbone
flooring



Knight Tile

GLUEDOWN
Knight Tile

13 herringbone designs

18" x 3"

Flat edges for a seamless look across the floor
Entry level price

Van Gogh

RIGID CORE
GLUEDOWN
Van Gogh

18 herringbone designs

28" x 7" | 18" x 4.5"

Micro-bevelled edges
Textured emboss

Art Select

GLUEDOWN
Art Select

78 herringbone designs **3 basketweave designs**

28" x 4.5" | 18" x 3" | 9" x 3" 4.5" x 4.5" & 12" x 3"

Bevelled edges
Unique embossing and texture

What's new?

Launching April 2026, our Van Gogh collection is introducing 4 new 18" x 4.5" herringbone designs, resized from popular full size planks.



Natural Prime Oak
SM-VGW115T



French Oak
SM-VGW85T



Country Oak
SM-VGW81T




Classic Oak
SM-VGW86T




Country Oak **SM-VGW81T**




Laying patterns



Classic herringbone



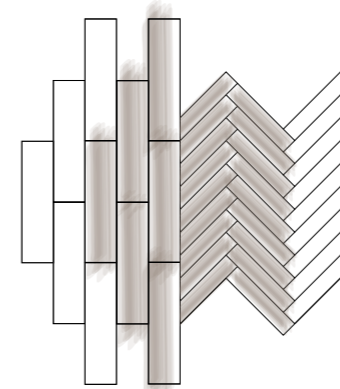
Double it




Traditional parquet



Mix it up



Room to room




Block

Classic herringbone

With clean lines that highlight the natural textures and colour variations in each plank, a herringbone floor is timelessly elegant.


For a wide selection of modern wood designs, explore our Art Select and Knight Tile 18" x 3" designs or our Van Gogh 18" x 4.5" herringbone planks. For impact in a larger room look to our Art Select 28" x 4.5" or our Van Gogh 28" x 7" herringbone options.






Double it up

Add character to your home by doubling up the planks to create a unique herringbone design with plenty of personality.



Traditional parquet


Ideal for recreating classic style in a period home, our Art Select oak parquet designs come in traditional 9" x 3" planks which can be laid in either herringbone or block patterns.





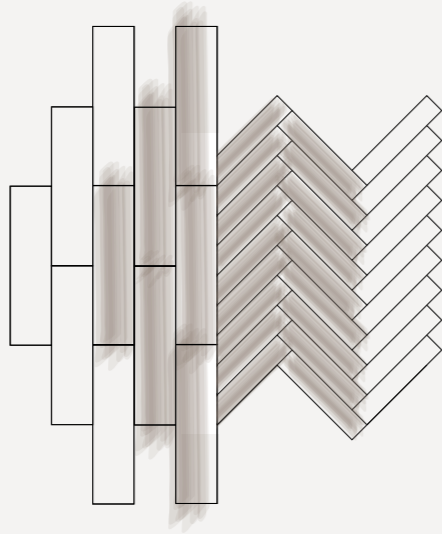
Mix it up

For a statement style, why not combine complementary or contrasting designs for a stunning geometric effect? Select two, three or more of your favourite designs and get creative.



Room to room

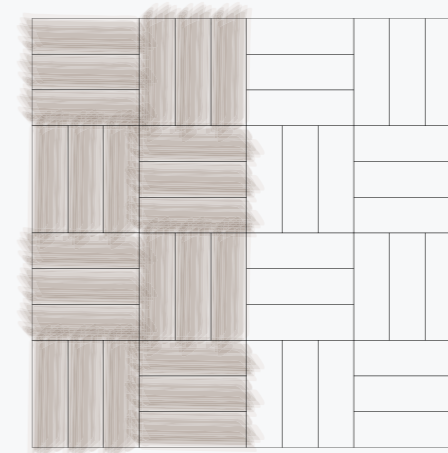
Taking the same design from room to room in different sizes and patterns will create a sense of continuity whilst giving each space its own identity. There are so many options available, such as highlighting an activity area or creating a rug effect with a herringbone pattern alongside matching or contrasting full-size planks or tiles.





Block

An alternative twist on a herringbone pattern, the block design adds a modern touch to any space with its bold geometric lines and dynamic visual appeal. Highlighting the light and dark variation across the design creates depth and movement, making it a captivating choice for both contemporary and traditional interiors. This pattern offers versatility and sophistication, effortlessly enhancing the aesthetic of any room.



Stunning stone

A stone herringbone floor is sure to bring a cool sophistication to any room, from kitchens and bathrooms to bedrooms and living rooms. Speak to your retailer to explore your options.



Herringbone isn't just for planks; you can also use this elegant pattern with our stone effect tiles. This subtle twist adds an element of interest and character to your interior.

Get creative!



In larger open plan rooms, changing the scale by laying full-size planks in a herringbone pattern will add character without losing the feeling of space. A subtle twist to add a statement to any interior.

The ladder laying pattern is a simple yet effective take on traditional parquetry, adding an industrial feel to contemporary interiors for an impressive statement floor.



For a bold take on the block laying pattern, why not mix and match multiple designs to achieve a completely bespoke floor? Choose 2, 3, 4 or more complementary or contrasting colours for a striking floor that's sure to capture attention.



Design features

Use design features such as design strips or decorative borders to complete the look.



Available in 3mm, 5mm or 10mm, our selection of design strips are versatile, allowing you to customise your space.



Frame your room with a simple keyline border, created using design strips. Choose a contrasting colour to the main floor to highlight grain and knot detailing within the planks, or for an understated finishing touch, opt for a complementary tone.




Subtly divide multi-functional open plan spaces by combining plank and herringbone sizes of the same design, finished with a simple design strip border.

Enhance the laying pattern by incorporating a design strip between each plank for maximum impact and visual interest. Make this as bold or as subtle as you like with our wide choice of design strip options.



Our selection of decorative borders offer the perfect finishing touch to your flooring adding a playful feature to your interior.





www.karndean.com